

# D.A.V. CENTENARY PUBLIC SCHOOL

SECTOR-6, BAHADURGARH

Session (2023-24) Class- VI



**"Vacations mean a change of pace, a gentleness with ourselves, a time of rest and renewal, and a time to stretch ourselves and encounter new people, new lands, new ways, new options."**

**-Anne Wilson Schaef**

*Dear Students,*

**Warm Wishes!**

We pray and wish the best of health and cheerful times to you. Vacations is a time that we all eagerly wait for. We all make plans to enjoy, to relax and to empower ourselves during these days. This summer vacation the holiday homework is designed for you all to achieve the motto of " Fun and Learn".The activity based assignments will foster curiosity, develop creativity and instill the joy of learning among you all. So, make sure you extract the maximum benefit out of these holidays.

### ***Summer Tips:***

- Start your day with gratitude and prayers.
- Exercise daily and practice meditation.
- Assist your mother in household chores.
- Pledge for "Eat Right"- Less Sugar, Less Oil and Less Salt
- Wash hands frequently, especially before and after meals
- Read newspaper daily and stay updated with current affairs.
- Water the plants and rejoice the beauty of nature

## **GENERAL INSTRUCTIONS: -**

Please follow the following instructions strictly while doing the holidays homework.

1. Holidays homework for each subject(English, Hindi, Maths, Science, S.St) should be done in separate thin copy for each subject individually.
2. G.K, Ved Path, Computer holidays homework is to be done in class copy only.
3. Please take care of Handwriting while doing the holidays homework.
4. Emphasis on Vocabulary during the holidays.

## **ENGLISH**

1. Make the chart as per the roll no. mentioned:

Roll No.	Topic
1 to 10	Regular Verb Chart
11 to 20	Irregular Verb Chart
21 to 30	Tense Chart
31 to 40	Modals Chart
41 onwards	Determiners Chart

2. Do Unit 11 (Reading for understanding- Unseen Passage) in practice book.
3. Write a biosketch on Mahatma Gandhi with picture in literature notebook.
4. Do practice questions of Notice and Message writing in Compacta module.
5. Learn and write synonyms and antonyms from any grammar book.(20 each)(To be done in grammar notebook)
6. Learn 10 idioms from any grammar book and use them in your own sentences.(To be done on A4 size sheet).Make it look creative.
7. Revise Chapter 1, 2 and 3 of literature.

**Grammar: Revise verbs and modals**





7. Make a grid of numbers from 1 to 100. On it, shade all the multiples of 6 by colour blue and all the multiples of 7 by colour yellow. Do this question in scrap book. (The common multiples will be the one shaded both colors i.e. green. The highest common multiple will be the highest of these numbers.)

1	2	3	4	5	6	7	8	9	10
11	12	13	14	15	16	17	18	19	20
21	22	23	24	25	26	27	28	29	30
31	32	33	34	35	36	37	38	39	40
41	42	43	44	45	46	47	48	49	50
51	52	53	54	55	56	57	58	59	60
61	62	63	64	65	66	67	68	69	70
71	72	73	74	75	76	77	78	79	80
81	82	83	84	85	86	87	88	89	90
91	92	93	94	95	96	97	98	99	100

(From the table, we observe that 42 and 84 are common multiples of 6 and 7. The lowest common multiple is therefore 42.)

**PROJECT WORK:(according to roll numbers)**

ROLL NO.	TOPIC
1 to 24	<p>Explore your creativity: Make different geometrical shapes using Waste material.</p> 
25 to 47	<p>Make a wall clock using Roman Numerals. ( Use eco friendly material )</p> 

**Social Science**

- Learn and write the names of all the continents and oceans.
- Learn and write the states and union territories of India with their capital and locate them on map.
- Make a list of 10 languages spoken in India.
- Make a list of dance performed in different states of India and also paste the pictures.
- Prepare a collage on unity in diversity of India on chart.
- Paste the picture of various monuments of India on chart.
- Draw a diagram of the globe showing :
 

A. The earth's axis	B. The Equator	C. Tropic of Cancer
D. Tropic of Capricorn	E. Arctic Circle	F. Antarctic Circle

8. **Project Work:** Prepare the model on :

A. Indian national symbols, including national animal, national bird ,national flower, national emblem, national flag, Indian currency etc.

B. Solar system.

9. Learn chapter - 1,2,3,8,9,21.

## Science

1. Read your book daily.
2. Properly learn chapter 3 and 4 from your book and notebook.
3. List some types of healthy and junk food in your notebook (Atleast 5-5).
4. Collect the pictures of Herbivores, Carnivorous and Omnivorous animals and paste in your notebook.
5. Sketch the diagram to represent the food chain:  
a. Terrestrial food chain      b. Aquatic food chain
6. Write down the types of Vitamins, their Sources and the disease caused by the deficiency of vitamins.
7. Prepare a chart of your diet in your notebook and find out the nutrition present in it .
8. Suggest any five methods on how to save our environment.
9. Make a model to show the arrangement of particles in solid, liquid and gaseous states.
10. Make a list of different types of methods of separation being used in your kitchen and surroundings in your notebook.
11. Make any model related to science on any topic-Like solar system,Nutrition, Rainwater Harvesting etc.

## Sanskrit

1. निम्नलिखित शब्दों का वर्ण विन्यास कीजिए- सेवा, भानु, निशा, विद्यालयः, धरा ,शिक्षिका ,कृपा ,अंबा
2. शब्द रूप अस्मद् तथा युष्मद् पुस्तिका में लिखें और याद करें।
3. निम्नलिखित शब्दों के अर्थ लिखिए-  
उद्यमेन, लोके, प्रसन्नाः, अधुना, एकदा, वार्तालापं, उदारचरितानां, कुत्र,संकटे ,सुखेन
4. प्रोजेक्ट वर्क -

अनुक्रमांक	विषय
( 1 से 10 तक)	अपने प्रिय त्योहार को 3D मॉडल पर दर्शाएं।
(11 से 20 तक )	1 से 20 तक संस्कृत में गिनती आकर्षक रूप में चार्ट पर लिखें।
( 21 से 30 तक)	कहानी पर आधारित चार्ट बनाएं।
( 31 से 40 तक )	कोई दो श्लोक अर्थ सहित आकर्षक रूप में चार्ट पर लिखें
( 41 से 46 तक )	विलोम शब्दों को संस्कृत में A-4 साइज शीट पर आकर्षक रूप में लिखें।

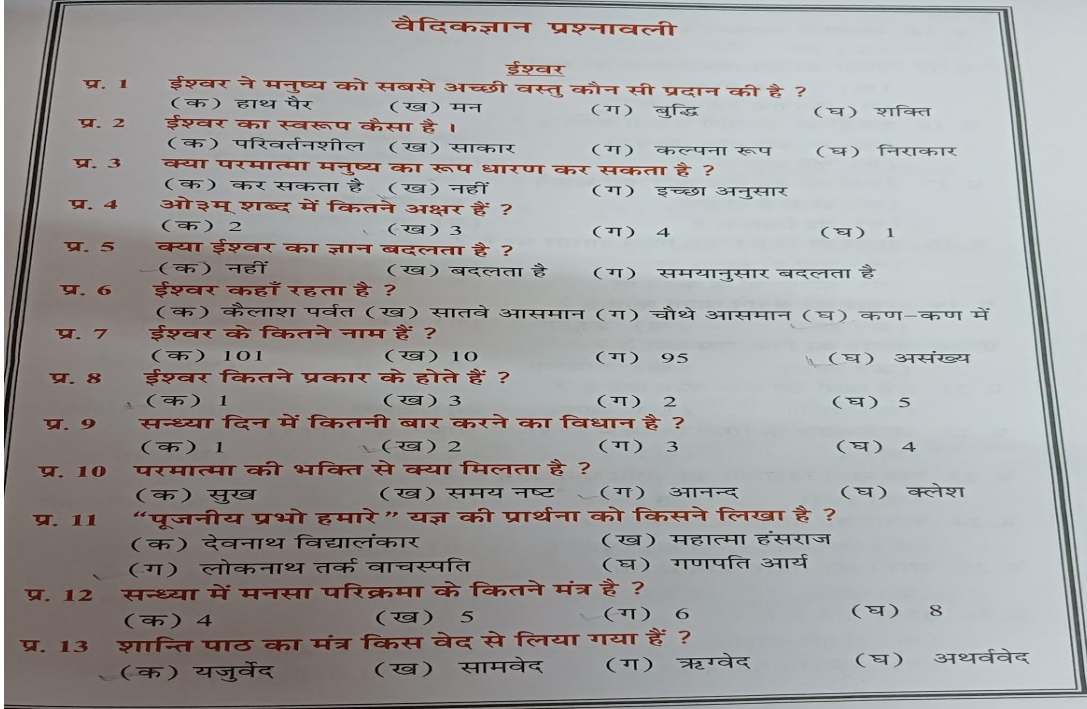
## GENERAL KNOWLEDGE

1. Write 4 news headlines daily with clippings in G.K notebook.
2. Make a Chart on States and their Capitals.
3. Make a Quizlet including 25 -30 questions related to General Knowledge. Make it look creative.
4. Make a collage on Folk dance forms of India. (wall hanging/cardboard).

## नैतिक शिक्षा

1. आर्य समाज के किसी एक महापुरुष का जीवन चरित्र लिखिए और तथा उनका चित्र लगाइए |

2. निम्नलिखित कार्य A4 शीट पर आकर्षित रूप में तैयार कीजिए:
  - i) गायत्री मंत्र लिखें
  - ii) डीएवी गान लिखें
  - iii) आर्य समाज के 10 नियम लिखें
3. पाठ एक प्रार्थना याद करें |
4. कॉपी में कराए गए सभी प्रश्न उत्तर याद करें|
5. वैदिक ज्ञान प्रश्नावली अपनी कॉपी में लिखिए और याद कीजिए |



## Computer

Do the following questions:

1. What is slide design?
2. Which menu is used to apply slide design in open office impress?
3. Write the shortcut key to run a presentation.
4. Write the methods to insert a new slide.
5. Name any 4 softwares to make presentation.
6. Give 2 examples each of word processing software, spreadsheet software.
7. Define Kiosk and tell the places where you have seen these machines.
8. Make a list of available components of computer system that can be seen and touched both i.e. Hardware devices.
9. What is the extension of open office impress?
10. Which key is used to exit the presentation?

**PROJECT WORK:(according to roll numbers)**

ROLL NO.	TOPIC
1 to 15	Draw an illustrative chart /model showing system software and its types.
16 to 30	Draw an illustrative chart /model showing application software and its types.
31 onwards	Draw an illustrative chart /model showing types of software based on licensing policy.

## Drawing

Complete step by step till page no. 20.