

HANSRAJ MODEL SCHOOL

SESSION 2021-22

HOLIDAYS HOMEWORK



Have a great



VaCaTion!

Dear Parents

Summer vacations have taken a totally different nuance in the current times. Our children need to be rejuvenated physically, emotionally, and mentally.

Keeping the current scenario in mind, we have carefully designed some activities which will trigger the creative and innovative spirit of our students and keep them fruitfully engaged.

Special Note- Do not rush to complete the homework. Allow children to do it at their own pace and savour each activity to the fullest. Use materials readily available at home.

Tips for Parents



*Guide your ward to meditate silently for 5 minutes before going to bed and develop the habit of reciting their favourite prayer.

*Try to exercise regularly with them. Some light exercises, yoga or Zumba will go a long way in making them fit and agile.



* Plant a garden or even a few window herbs together.

* Plan meals you can cook together.

*Motivate children to eat everything that is on their plate and not

Kid's Healthy Eating Plate



leave crumbs.

- * Involve them in small household chores like dusting, watering plants, laying the table, clearing the table after meals etc.
- *Encourage them to talk to quarantined family members & relatives on video calls.
- *Make efforts to converse with your child in English.
- *Students can do the written work of all subjects preferably in a 3 in 1 notebook.
- *Make a separate Activity folder for your holiday homework.
- *Feel free to use any paper sheets to complete your assignments.

BELIEVE

**WE SHALL OVERCOME THE CHALLENGES
TO EMERGE VICTORIOUS**



ENGLISH



Learning Language is a journey. Let your Kids start their language adventures with us and let them blossom into eloquent, confident leaders of tomorrow!

Here is a 'Summer Vacation treasure Box' just for you. So, get ready for the fun along with your parents.

Let us cheer for the **3R's- Rejuvenation, Relaxation and Rebonding!**

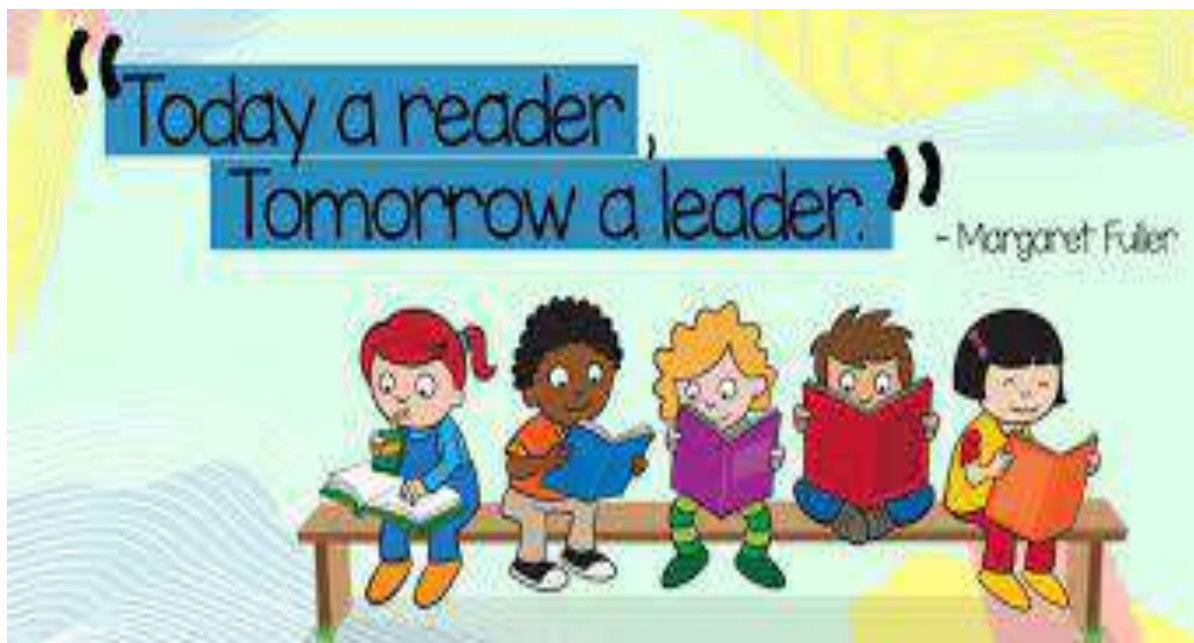
- Read Lessons 1 to 6 thoroughly. Learn poem "Little Pussy" (L-5, refer book).
- Write any 10 new words from each lesson in P.copy.
- Complete pages 1 to 11 of English Practice book.
- Do one page of Handwriting (Calligraphy) twice a week in 4 lines copy.

SPIN A YARN

"Reading enhances our language skills and develops fluency, allowing us to express our thoughts and ideas better. Books quench our thirst for knowledge"

- Pick up any situation from the below stories and weave your own story around it. Each family member must contribute to the progress of the story.

SUGGESTED READING LIST



1. Magic School Bus (Joanne Cole)
2. Dr. Seuss
3. Ladybird Classics
4. Noddy (Enid Blyton)
5. The Wishing Chair series (Enid Blyton)
6. The Very Hungry Caterpillar, The Grouchy Ladybird and other books (Erich Carle)
7. Tales from the Panchatantra

CATCH IT UP/SPOT IT UP/ WATCH WORDS



The advertisements in the newspapers have taglines/catchy words to grab the reader's attention. Point them out to your child and tell them to paste it on the A-4 Size colored sheet along with its product.

LET'S BECOME A BOOK BUDDY



Keeping books at the right place in the room allows the child to read it on its own. Encourage your child to create their own book holders using waste materials.

BE VOCAL



Different types of languages are spoken by people from different regions, but the most important thing is that any language when spoken should be spoken correctly. Since English is a universal language, spoken and understood by people all over the world, we want our children to be proficient in speaking it and for this we need full support and cooperation. We would appreciate if you adhere to the following points:

1. Speak to your child in English. Encourage reading habits.
2. Read out story-books and after finishing the story discuss it with your child.
3. Encourage Word Building and Picture Talk.

The teachers are trying to encourage the children to use simple words, phrases and sentences like: -

- May I go to play?
- May I borrow your pencil / eraser / sharpener?
- I have finished my work.
- Madam, may I go to the washroom?
- Madam, may I go to drink water?
- Madam, may I come in please?
- Madam, may I go to wash my hands?
- Madam, may I sit in the front row as I can't see from the back?
- Madam, please repeat the concept as I'm unable to understand it.
- Madam, I have lost my shoes / blazer / tiffin box / water bottle etc.

- Madam, I came late as I missed my bus.
- Madam, I'm sorry. I have forgotten to bring my book, note book, pencil / eraser /drawing book
- Madam, may I borrow a pencil / eraser / ruler etc. from my partner as I've forgotten to bring it today.
- I am sorry for the delay.
- Could you please shut the door?

Use of magic words like excuse me, sorry, thanks, please.



- When asking for something, say "Please."
- When receiving something, say "Thank you".
- If you need to get somebody's attention right away, the phrase "excuse me" is the most polite way for you to enter the conversation.
- When you have any doubt about doing something, ask permission first. It can save you from many hours of grief later.
- When you have spent time at your friend's house, remember to thank his or her parents for having you over and for the good time you had.
- Knock on closed doors and wait to see if there's a response before entering.

Children can be encouraged to use simple words and sentences at home also. For example -

- Mummy, can I help you in the kitchen?
- Mummy, can I lay the table today?
- Mummy, should I help you wash the dishes today?
- Papa, can I help you wash the car?
- Grandma, should I help you in your work ?
- Mummy, can I get you a glass of water?
- Papa, I'm sorry I was rude to you.
- Papa, please teach me how to ride a bicycle.
- Mummy, should I cut the salad today?
- Mummy, can you teach me to make cold coffee please?
- Didi, can you help me find my English notebook?
- Wishing people properly - Hello Uncle / Aunty how are you?

Wishing parents and elders - Good Morning, Good Afternoon, Good Evening and Good Night.

If we, as teachers and parents make a sincere effort and pay attention to the above-mentioned points,

We can help our children to learn, to understand and speak English at an early age.

WORD BANK-



Vocabulary plays an essential part in building up a strong language. Encourage your children to collect 20 new words out from any story book or newspaper and write it on a small cut, ask them to find its meaning and make sentences in their own words.

Let's Twist -

Learn any one of the Tongue Twister from the following-



The sun shines on shop signs.



Cheryl's cheap chip shop sells
Cheryl's cheap chips.



Six sick snakes sit by the sea.



Wishy-washy Wanda watched
her watch get washed.

Knock Knock
Who's there?
Howdy!
Howdy who?
Howdy do that?

Knock Knock
Whos there?
Dwayne
Dwayne Who?
Dwayne the bath tub,
I'm dwooning !!



Which witch wished which wicked
wish?



Betty Batter had some butter,
'But,' she said, 'this butter's bitter.
If I bake this bitter butter,
It would make my batter bitter.'



Digital citizenship

Choose the answer!

Do you know how to be a good digital citizen? Choose the answer that's true for you.

1. Your friend sends you a picture of himself. Do you ...

- a. ask him if you can share it? b. post it online?

2. Someone in your class posts a video. He is riding a bike and falls off! Do you ...

- a. ask him if he's OK? b. write 'That was stupid!' on the video?

3. You are writing an essay for homework. Do you ...

- a. copy a text from the internet? b. use different websites to find information?

4. You get an amazing, expensive new games console for your birthday. Do you ...

- a. post 'My new console is better than yours!?' b. invite your friends to play?

5. Your friend tells you about a serious problem. Do you ...

- a. ask your parents what to do? b. ask your friends online?

6. Online, you see a message saying 'Download!' for a game that looks cool. Do you ...

- a. click 'Download!?' b. ask your parents if it's safe?

हिंदी ग्रीष्मावकाश कार्य



- **मौखिक**

1. पाठ 2,3,4 का सस्वर पाठन करें।
2. पाठ 1 कविता - सीखो याद करें।

- **लिखित**

- पाठ 2,3,4 में से वाक्य रचना करें। (हर पाठ में से पाँच शब्द)
- सप्ताह में एक बार एक पृष्ठ सुलेख करें।



शब्द वृक्ष

* बड़े आकार का शब्दवृक्ष बनाए और उस पर पाठ 2 व 3 के कठिन शब्द लगाएँ।



कार्यपत्रिकाओं को पूरा करें।

एक और अनेक



एक

अनेक

केला



केले

1. बेटा



2. लड़का



3. ताला



4. तारा



5. सारा



6. हमारा



7. मेरा



8. जूता



9. गमला



लिंग

लिंग बदलो - (जैसे : दादा-दादी।)



लड़का - _____

नाना - _____

चाचा - _____

मामा - _____

आदमी - _____

मुर्गा - _____

घोड़ा - _____



सही जोड़ी मिलाइए।

राजा

देव

भाई

काका

शेर

मोर

बकरा

मोरनी

बकरी

शेरनी

देवी

काकी

रानी

बहन



Name - _____ Class - _____ Date - _____

अपठित गद्यांश

दिए गए गद्यांश को पढ़कर प्रश्नों के उत्तर लिखिए-

एक बंदर बहुत शरारती था। वह लोगों के घरों में जाकर बहुत उधम मचाता था। किसी के बर्तन उठाकर ले जाता था, तो किसी का मुँह नोच लेता था। लोग उस बंदर की शरारतों से बहुत परेशान थे। एक दिन उसने पानी से भरा एक बर्तन देखा। वह नहीं जानता था कि उसमें गरम पानी था। जैसे ही उसने बर्तन उठाया, गरम पानी उसपर गिर गया। वह दर्द से चिल्लाता हुआ वहाँ से भाग गया।

(क) बंदर कैसा था ?



(ख) बंदर लोगों को कैसे तंग करता था ?

(ग) बर्तन उठाते ही क्या हुआ ?

(घ) कोई 4 नाम वाले शब्द ढूँढ़कर लिखिए- _____

(च) दिए गए शब्दों के विपरीत शब्द ढूँढ़कर लिखिए- रात-_____ ठंडा - _____

(छ) गद्यांश का उचित शीर्षक सुझाइए - _____

दिए गए शब्दों के सही विलोम शब्द के चित्र पर निशान लगाइये।

○ दूर



○ अलग



○ बहुत



○ काला



○ रोना



अपठित गद्यांश - Comprehension passage

एक बार एक छोटी - सी तितली बाग में इधर - उधर फूलों पर मँडरा रही थी। तितली के पंख बहुत कोमल और रंग - विरंगीन थे। उसके छह पैर थे। तितली फूलों का रस पी रही थी। वह हम बच्चों को बहुत अच्छी लगी। सचमुच तितली बाग की रानी कहलाती है।

सही उत्तर चुनकर लिखिए :

1 तितली ----- पर मँडरा रही थी।

2 तितली के पंख ----- होते हैं।

3 बाग की रानी ----- कहलाती है।

4 तितली के ----- पैर होते हैं।

MATHS

Maths is interesting, it is just numbers to play with. Give it a try, look around you, measure something, solve a sum, count something and there are so many more ways you can start knowing maths.

- 1) Take dodging numeral dictation (1 to 500) once a week.
- 2) Learn dodging Number Names (1 to 500)
- 3) Do 10 sums (1 to 500) of each : Addition, Subtraction, Put the sign, what comes after, before, between, missing numbers, expanded form , ascending / descending order.
- 4) Write counting 0 to 999 under HTO.
- 5) Learn tables 1-5

ACTIVITY

- FUN TIME

Make this snakes and ladders game and play it with your family members

Addition and Subtraction Within 20 Games | Find the Missing Number

MATH SNAKES & LADDERS GAMES
Find the Missing Number (Adding and Subtracting within 20)
Great for Centers!

MATH SNAKES & LADDERS

START


WINNER!

No-Prep PRINTABLE GAME

Quality Products at Affordable Prices

BUSY BEE STUDIO

***PRACTICE TIME**



Find the number to make 100.

$\underline{\quad\quad} + 50 = 100$	$\underline{\quad\quad} + 98 = 100$
$20 + \underline{\quad\quad} = 100$	$1 + \underline{\quad\quad} = 100$
$\underline{\quad\quad} + 60 = 100$	$\underline{\quad\quad} + 80 = 100$
$90 + \underline{\quad\quad} = 100$	$0 + \underline{\quad\quad} = 100$
$\underline{\quad\quad} + 100 = 100$	$\underline{\quad\quad} + 70 = 100$
$10 + \underline{\quad\quad} = 100$	$40 + \underline{\quad\quad} = 100$

Place Value

Regroup - up to 99

73	=	<input type="text"/>	tens	+	<input type="text"/>	ones
95	=	<input type="text"/>	tens	+	<input type="text"/>	ones
23	=	<input type="text"/>	tens	+	<input type="text"/>	ones
48	=	<input type="text"/>	tens	+	<input type="text"/>	ones
54	=	<input type="text"/>	tens	+	<input type="text"/>	ones
60	=	<input type="text"/>	tens	+	<input type="text"/>	ones
98	=	<input type="text"/>	tens	+	<input type="text"/>	ones
87	=	<input type="text"/>	tens	+	<input type="text"/>	ones
11	=	<input type="text"/>	tens	+	<input type="text"/>	ones
63	=	<input type="text"/>	tens	+	<input type="text"/>	ones
59	=	<input type="text"/>	tens	+	<input type="text"/>	ones
28	=	<input type="text"/>	tens	+	<input type="text"/>	ones

Grade 

Expanded form

1. Write each expansion in the form of numerals.

$$\boxed{500} + \boxed{80} + \boxed{3} = \boxed{}$$

$$\boxed{700} + \boxed{70} + \boxed{7} = \boxed{}$$

$$\boxed{500} + \boxed{30} + \boxed{5} = \boxed{}$$

$$\boxed{100} + \boxed{50} + \boxed{5} = \boxed{}$$

$$\boxed{200} + \boxed{60} + \boxed{9} = \boxed{}$$

2. Write the following numbers in expanded form as given in example.

$$372 = \boxed{3} \text{ hundreds} + \boxed{7} \text{ tens} + \boxed{2} \text{ ones}$$

$$524 = \boxed{} \text{ hundreds} + \boxed{} \text{ tens} + \boxed{} \text{ ones}$$

$$398 = \boxed{} \text{ hundreds} + \boxed{} \text{ tens} + \boxed{} \text{ ones}$$


$$837 = \boxed{} \text{ hundreds} + \boxed{} \text{ tens} + \boxed{} \text{ ones}$$

$$148 = \boxed{} \text{ hundreds} + \boxed{} \text{ tens} + \boxed{} \text{ ones}$$

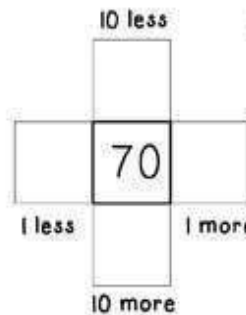
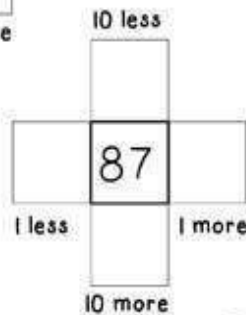
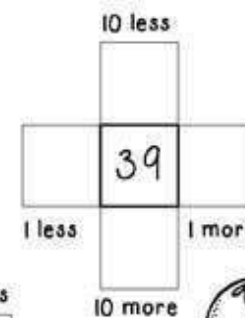
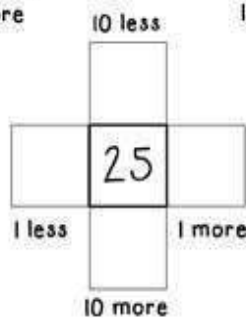
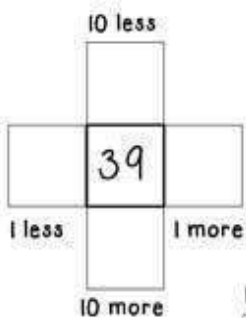
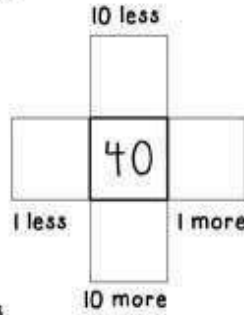
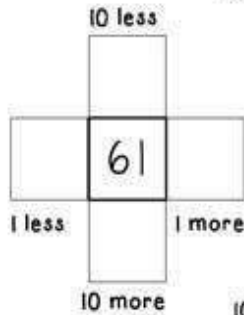
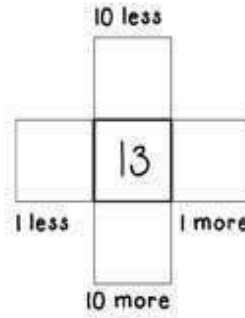
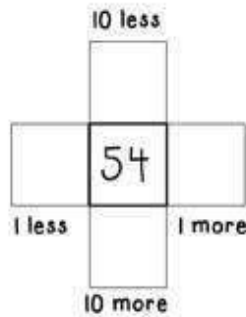
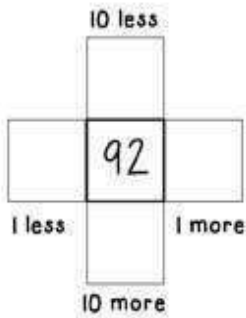
$$733 = \boxed{} \text{ hundreds} + \boxed{} \text{ tens} + \boxed{} \text{ ones}$$

Name _____ Date _____

Number Squares



Fill in the number squares with 1 less, 1 more, 10 less, and 10 more than the middle number.



Worksheet: Second Grade


Numbers 201 - 300

Practice writing numbers 201 - 300.

Category: Numbers and Number Patterns ➤ Numbers to 1000

NUMBERS 201-300

Complete the Chart Below.



201				205				
					216			220
	222		224					230
231							239	
	242							250
			254			257		
261								
			274				279	
					286			290
	292						299	300

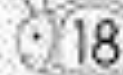
5

The Magic Sum is  15

	5	
2	7	

Use: 1, 2, 3, 4, 5, 6, 7, 8, 9

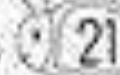
6

The Magic Sum is  18

7	2	
	6	

Use: 2, 3, 4, 5, 6, 7, 8, 9, 10

7

The Magic Sum is  21

	11	4
	7	

Use: 3, 4, 5, 6, 7, 8, 9, 10, 11

8

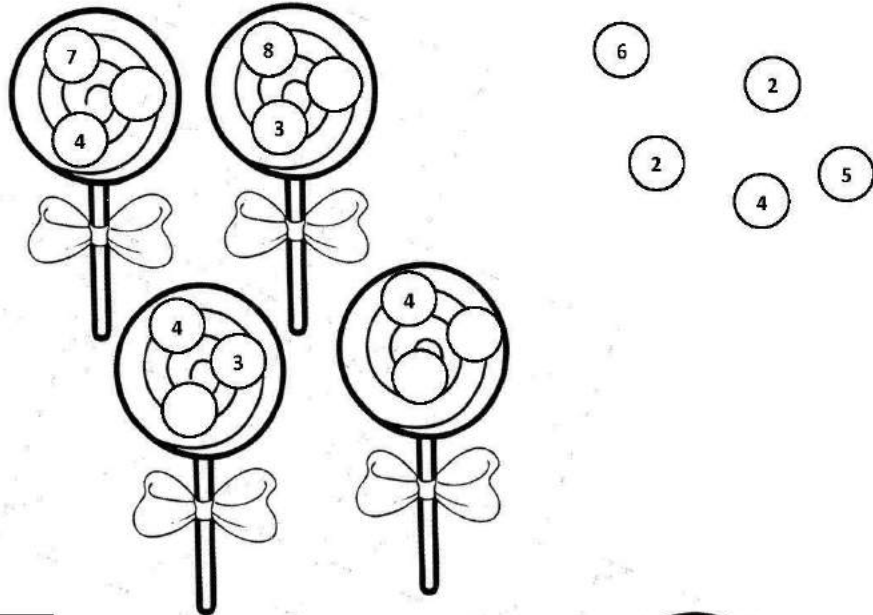
The Magic Sum is  12

	6	5
	4	

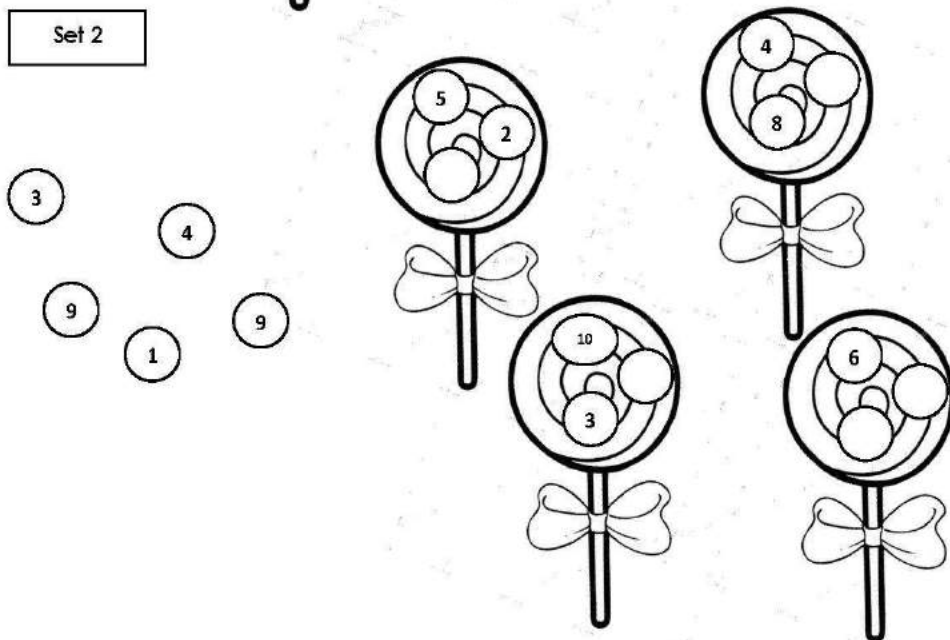
Use: 0, 1, 2, 3, 4, 5, 6, 7, 8

Q5. For each set of lollipops, write the numbers in the circles beside the lollipops into the circles on the lollipops so that the total of each lollipop is the same. Each number can be used only ones.

Set 1



Set 2



PRACTICE WORKSHEET

Name : _____ Roll No. : _____

Class : _____ Date : _____

ASCENDING AND DESCENDING ORDER

1 Arrange the numbers in ascending order.

179, 198, 154, 160, 6

--	--	--	--	--

68, 148, 28, 118, 180

--	--	--	--	--

20, 128, 62, 169, 46

--	--	--	--	--

52, 75, 39, 40, 19

--	--	--	--	--

2 Arrange the numbers in descending order.



194, 45, 82, 170, 117

194	45	82	170	117



49, 174, 26, 182, 54

49	174	26	182	54

119, 29, 82, 160, 99

119	29	82	160	99

168, 42, 24, 150, 72

168	42	24	150	72








MATHEMATICS



Pie Bakery Name _____
Baking Time

Directions: Help the chefs know how long to cook the pie.
Draw the correct time on the clock.



ENVIRONMENT SCIENCE

Science is a way of thinking.

1. LEARNING BY DOING:

- i. Practice tying shoe laces and buttoning up your shirt.
- ii. Keep your room clean and well organized.
- iii. Help your parents with daily chores.
- iv. Don't forget to spend time with your grandparents and help them.



2. BE AN ECO BUDDY:

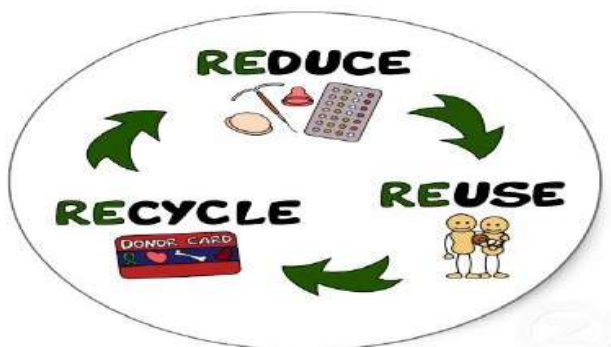
*Plant a sapling and nurture it. Click the picture of its growth and paste it in scrapbook.

*The earth is the common habitat for all living beings who depend on various resources of the earth for their survival. We need to follow the 3Rs (Reduce, Reuse and Recycle) in our lives. Let us think about what we REALLY NEED and refuse what we do not. Thus, we can save natural resources,

reduce waste and help the environment.

Using the concept of the 3 R's we have designed a few activities for you to keep

yourself engaged and explore your creative thinking.



A. REDUCE- Try reducing use of 'single use' items such as bottled water and plastic bags, and choose alternatives that can be used again, i.e. reusable water bottles, cloth shopping bags, re-usable shopping bags and lunch boxes.

Things you have to do daily:

- Use electricity/water wisely.
- Switch off fans, lights when not in use.
- Make sure that TV/computers/laptops are not in standby mode.
- Minimise the use of ACs.

B. REUSE AND RECYCLE (OPTIONAL)

*Make a phone diary using papers from the old notebooks.

Decorate your diary with pictures from old wedding cards and greeting cards.

Write

phone numbers of your parents, grandparents, two neighbours, fire brigade, police

station, ambulance, your family doctor, friends, any one agency where we can send

our left over food for the needy etc.

* Make an eco-friendly paper bag using newspapers. Write a slogan to save environment on it.

*Prepare a bird feeder using disposable water bottles. For reference watch this video <https://youtu.be/bJ1GJstcdTI>



LEARNING WITH FUN (PROJECT) (Choose any 2)

* You can use ice cream sticks, spoons and cups to create Different Types of Houses (temporary and permanent). You may decorate your

HOUSE using paint, buttons and cut outs of pictures from old magazines.

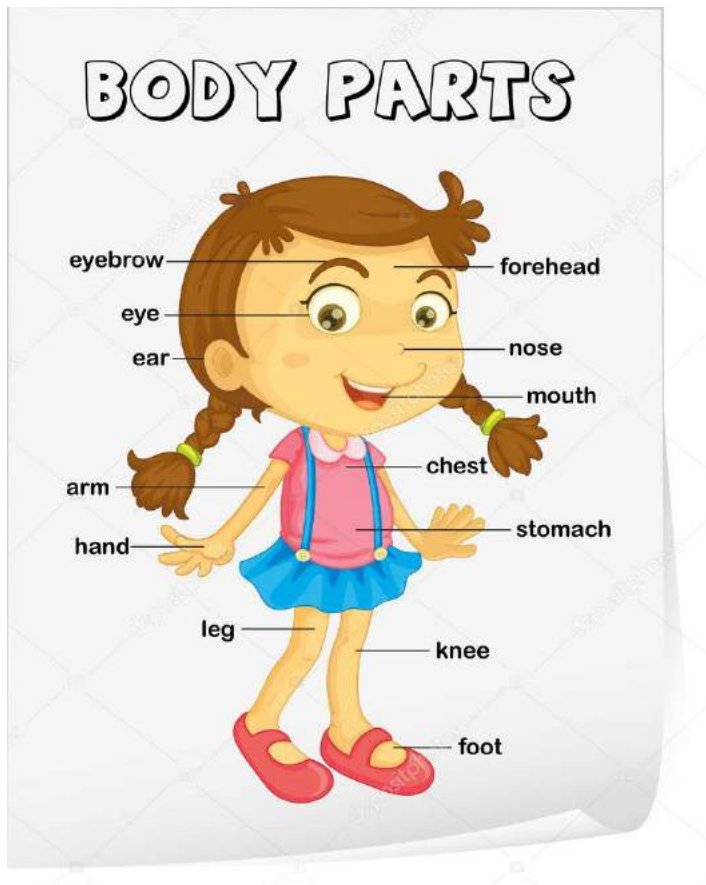
*Poster making: Prepare a poster showing 'Eat Healthy, Stay Healthy'.

*Tearing and pasting activity-any one fruit/vegetable.

*Collage Making: Do you know Tetra packs are more eco-friendly than bottles? Make a collage with cuttings of bags, tetra packs etc which have the sign of 3Rs. given below.

***Make a scrap book showing the parts of the body. You can draw or paste pictures. Write the functions and importance of each body part.**

***Find out 10 amazing facts of the human body and write them in the scrap book.**



Learn more

- **By watching Discovery Channel**
- **Animal Planet Channel**
- **By browsing website en.wikipedia.org**

You may use A4 size sheets wherever required. Compile your homework in an attractive folder.

Drawing

Dear Students,

Hope you are well and healthy!

We have created few videos for you to keep you engaged during summer holidays. Watch them and choose your favourite video and follow it. Also complete 1 page of your 'Step by Step book' every week. Complete it and keep it safely in the activity folder.


Tear and Paste Activity: <https://youtu.be/RwJ1PZZF5Cs>



Origami Work: <https://youtu.be/AK3YNFTFaos>



Scribble Painting: <https://youtu.be/MRpHhn7CCMU>



Interdisciplinary Project

HEALTH AND FITNESS



Our health is our most valuable wealth. Staying fit not only facilitates our workability but also helps to be happy and content.

ENGLISH: On an A4 pastel sheet , write 7-8 lines on one of your favourite food items and paste its picture. Also learn to speak these lines.

हिंदी : स्वास्थ्य से सम्बंधित एक लघु कविता लिखे और उपयुक्त चित्रों से उसे सजाए ।

MATHS : Parents can tell their children that there are 60 seconds in 1 minute. Look at the table below and talk for 1 minute on your favourite category.

TALK for 1 MINUTE... FOOD

<p>1</p> <p>Talk about your favorite dish and how to cook it.</p> 	<p>2</p> <p>Talk about foods you dislike the most.</p> 	<p>3</p> <p>Talk about your country's national dishes.</p> 
<p>4</p> <p>Talk about why healthy food is important.</p> 	<p>5</p> <p>Talk about your favorite café or restaurant and why you like it.</p> 	<p>6</p> <p>Talk about the most unusual food you've ever eaten.</p> 
<p>7</p> <p>Talk about what you usually eat for breakfast/lunch/dinner.</p> 	<p>8</p> <p>Talk about who are better cooks, women or men.</p> 	<p>9</p> <p>Talk about fast food.</p> 
<p>10</p> <p>Talk about table manners you know.</p> 	<p>11</p> <p>Talk about dishes you cook the best.</p> 	<p>12</p> <p>Talk about the best food for a party.</p> 

EVS : Prepare a weekly fitness checklist for yourself and put a tick on daily basis.

MY FITNESS CHECKLIST

	Exercise	6-8 glasses of water	Hand washing	Healthy food	8 hours of sleep
Monday					
Tuesday					
Wednesday					
Thursday					
Friday					
Saturday					
Sunday					

