

DAV PUBLIC SR. SEC. SCHOOL, BINA

Summer Holiday Homework

Session -2024-25

CLASS- LKG



Dear Parents,

As summer holiday has begun, it's time to explore new hobbies and inculcate good habits by polishing and improving your child's skills. Parents play an important role in helping their children to improve their skills. Reading is a healthy Habit. Nurturing a love for reading in children can be an insurmountable task for anyone, but with the proper use of right technique, one can easily turn their reluctant child into a little bookworm.



Edit with WPS Office

FUN - TIME

Make a summer album in the scrap book,
by pasting the pictures of

- ❖ Summer fruits
- ❖ Summer vegetables

Summer Activity :

- ❖ Do the pretend reading of the given story "THE VERY HUNGRY CATERPILLAR" with your parents.
- ❖ Learn the names of the summer fruits and summer dresses.
- ❖ Revise the days of the week and months of year.
- ❖ Do the calendar reading regularly.
- ❖ Collect the picture of your summer holiday tour and paste on chart paper.
- ❖ Practice handwriting regularly from the attached printing letters formation sheet in the rough notebook.



Edit with WPS Office

Speak with your child in English.

Read out story-books with big illustrations and after finishing the story discuss it with your child.
Emphasize more on phonic sounds and encourage Word Building and Picture Talk.

The teachers are trying to encourage the children to use simple words, phrases and sentences.

- May I come in ma'am?
- May I drink water?
- May I go to the toilet?
- I am feeling hungry.
- I am feeling thirsty.
- Please sharpen my pencil.
- Please give me a pencil.
- Please give me an eraser, etc.

Use of magic words like excuse me, sorry, thanks, please.

Children can be encouraged to use simple words and sentences at home also.
For example-

- Mom, please give me something to eat.
- Please give me a glass of water.
- Please trim my nails.
- Please tell me a story.
- Can I watch T.V.?
- Can I go to the park?
- I am feeling sleepy.
- Please buy me a toy.
- Please give me a bath.
- Please comb my hair.

Use of magic words like excuse me, sorry, thanks, please.

Wishing people properly- Hello Uncle/Aunty, how are you?

Wishing parents and elders Good morning, Good afternoon, Good evening and Good night

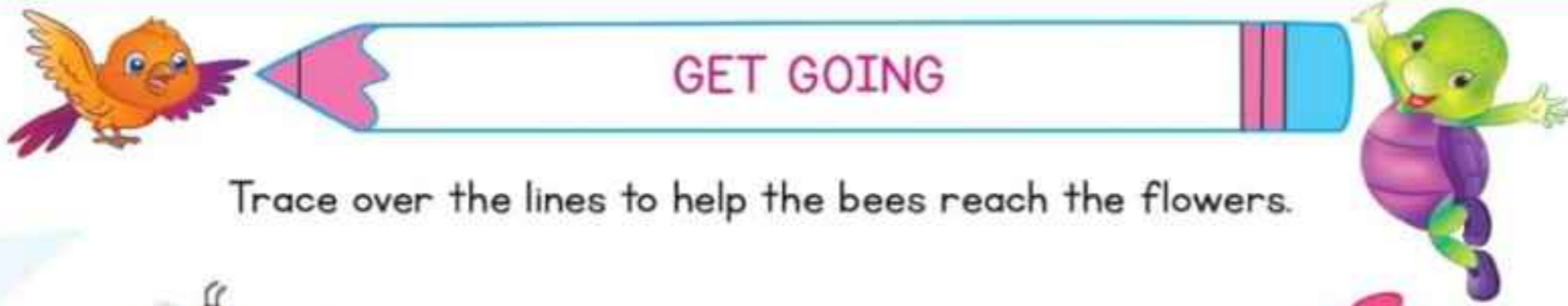
You can also train them to follow simple instructions like –

Open the door, shut the door, eat your food, drink your milk, go to sleep, don't watch too much TV, brush your teeth, do your work, etc.

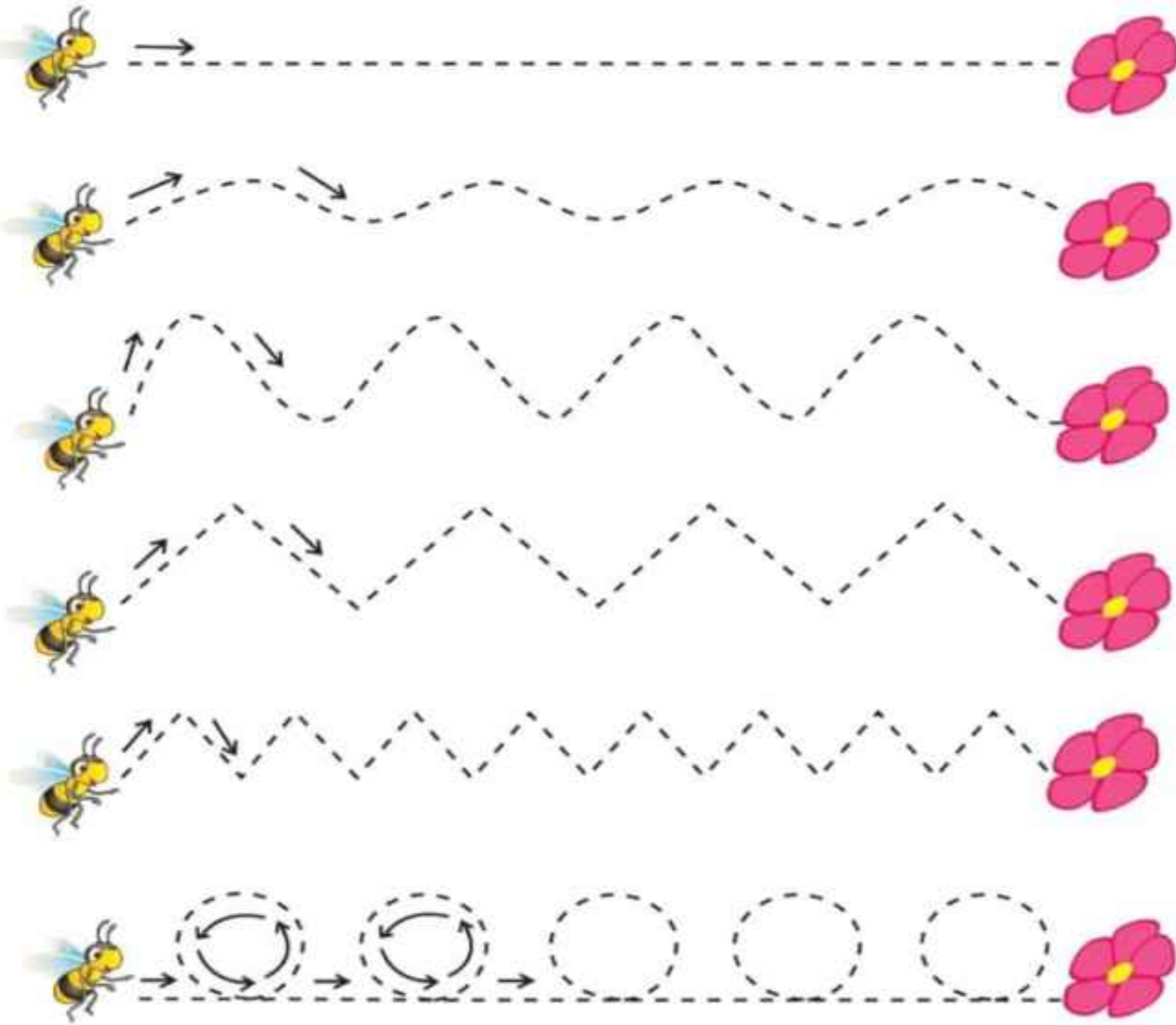


ENGLISH

Q1-Trace over the dotted line.



Trace over the lines to help the bees reach the flowers.



Q2-Trace and colour the given pictures.



Edit with WPS Office


Q3-Fill in the circle with colour next to the correct answer.

Practice Test: Visual Discrimination


Fill the circle next to the correct answer.
Which are the same? Mark them all.

example


Which are the same? Mark them all.




Which one is different?



Which are the same? Mark them all.
















Which one is different?



Q4- Circle the same objects.

SAME

Circle the same objects.






Edit with WPS Office

Q5- Draw a line to match with the same pictures.

Same

Draw a line to match the pictures that are the same.



©2016 WWW.LITTLEDOTS-STUDIO.COM



Edit with WPS Office

HINDI-

प्रश्न 1- दिए गए अक्षरों पर बिंदी चिपकाएँ ।

<p>क</p>  <p>कबूतर</p>	<p>ख</p>  <p>खरगोश</p>
<p>ग</p>  <p>गमला</p>	<p>घ</p>  <p>घर</p>

प्रश्न 2- व्यंजन गीत याद करें ।

क ख ग घ
क से कोयल आई है,
ख से खाना लाई है।
ग से गाना गाती है,
घ से घर में जाती है।



व्यंजन-ज्ञान



च छ ज झ
च से चाँद चमकता है,
छ से छाता खुलता है।
ज से जल ही जीवन है,
झ से झरना बहता है।



Edit with WPS Office

Maths -

Q1-Crossout

the

picture

that

























is

different.

Name: _____


Same and Different

Look at the pictures in each row. Cross out (X) the picture that is different.




































				
				
				
				
				

by MA. Smith

Q2- Complete the pattern by colouring the circles.

 Name : _____

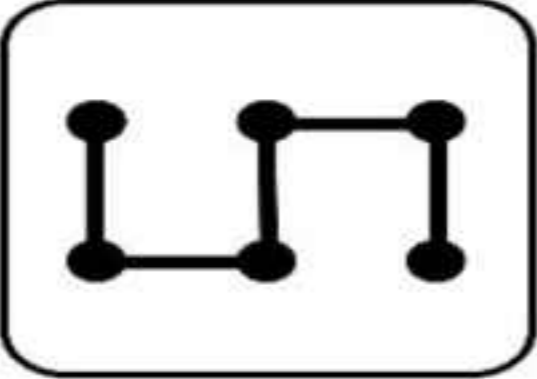

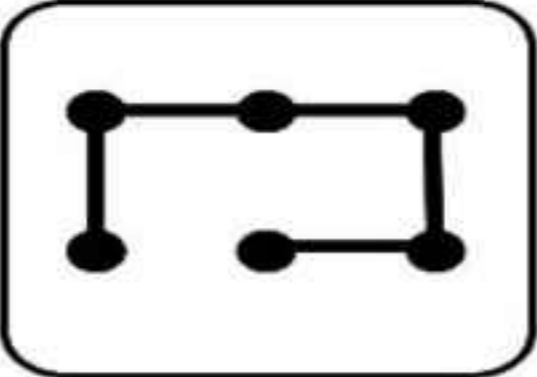

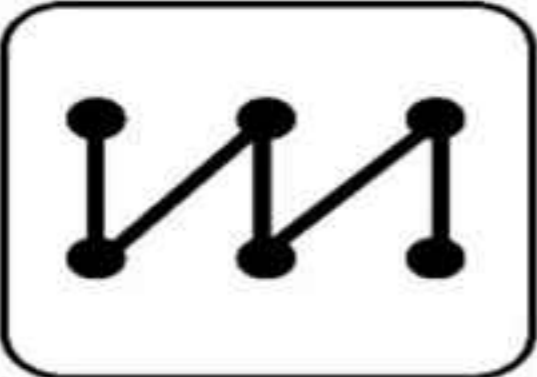

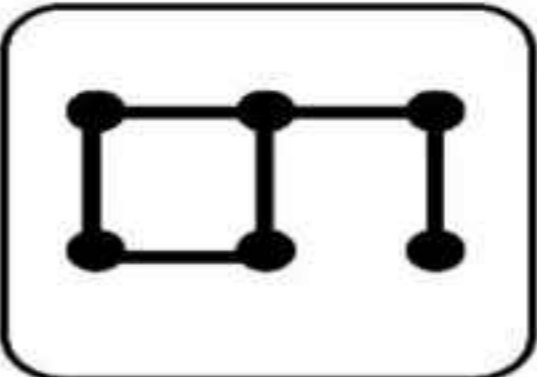

Complete the pattern by coloring the circles in the correct color.



Q3- Copy the pattern with crayons.

Copy the pattern

Kidlo



Q4- Circle the pictures that comes next.

 **What Comes Next** 
Circle the picture that comes next.

	
--	---











	
--	---

	
--	---

	
--	---

1- Match the body parts with the correct pictures.









Draw a line from picture on left to the matching picture on right.

	•	•	
	•	•	
	•	•	
	•	•	
	•	•	

2. Tick all the fruits.

Fruits Tick all the **fruits**.

worksheetspack

		
<input type="checkbox"/>	<input type="checkbox"/>	<input type="checkbox"/>
		
<input type="checkbox"/>	<input type="checkbox"/>	
		
<input type="checkbox"/>	<input type="checkbox"/>	<input type="checkbox"/>



3. Circle all the vegetables.

Identify Vegetables

Circle at the vegetables.



KIDPID.COM




4. Learn name of flowers.




Edit with WPS Office

PROJECT WORK-

1. Paste cotton ball in the picture of sheep.



2- Do finger print in the circle of butterfly.



Edit with WPS Office



← Learn question answers-

Q-a) What is your name?

Ans- My name is _____.

Q-b How old are you?

Ans: I am ____ years old.

Q-c Are you a boy/girl?

Ans: I am a boy /girl.

Q-d In which class do you study?

Ans: I study in class LKG Daffodil /Tulip.

Q-e. What is the name your school?

Ans: My school name is DAV Public Senior Secondary School.

Q-f. What is your father's name?

Ans: My father's name is _____.

Q-g What is your mother's name?

Ans: My mother's name is _____.

Q-h Where do you live ?

Ans: I live at Bina.

← Learn Rhymes

Oneness, Bits of paper

तोता , सुबह

← Learn Gayatri Mantra





Guidelines -

- * **Make a decorative folder to keep all your holiday homework.**
- * **Take a print out of worksheets. Complete the worksheets, tie them and keep them in a folder.**

Have a great



Summer

VaCation!



Edit with WPS Office